

# DISASTER RECOVERY PLAN

Tyler Indiana Network Operations

## Abstract

Addresses the recovery of NI resources from emergencies and catastrophic events

Kate Congdon  
Kate.Congdon@egov.com


<b>Date</b>	<b>Page</b>	<b>Revision</b>	<b>Author</b>
04/26/2021	ALL	Reshaped CP to fit DR Plan	Kate Congdon
04/28/2021	Section 4.2	Moved portal server to Appendix C (20 pages)	Kate Congdon
5/6/2021	All	Updated VM, Domain, and application lists.	Darrell Faulcon
5/21/2021	All	Updated corporate name references.	Kate Congdon
5/21/2021	Appendix G	Replaced backup and restoration instructions with Veeam Runbook versions.	Kate Congdon
5/22/2021	All	Updated management team, Updated Server Listing	Darrell Faulcon
8/30/2022	Sections 2, 4.3.3.1, 4.4.3, 4.5, Appendices A, C, H	Updated Portal Personnel, server lists, org chart, Removed IvyTech section	Kate Congdon
8/30/2022	All	Annual review	Kate Congdon
8/31/2022	All	Review	Darrell Faulcon
5/23/2023	All	Update organization name.	Kate Congdon
6/2/2023	Appendix C	Updated server list .	Kate Congdon
6/8/2023	Appendix A	Updated organization charts	Kate Congdon
8/14/2023	Appendix I	Removed	Darrell Faulcon
8/21/2023	Appendix A, Sections 2.1, 3	Updated content	Kate Congdon


## ***1. Contents***


2. Overview .....	3
2.1 Definitions .....	3
2.1.1 Recovery Point Objective (RPO) .....	3
2.1.2 Recovery Time Objective (RTO) .....	3
2.1.3 Emergency .....	3
2.1.4 Catastrophic Event .....	3
2.2 Recovery Levels .....	4
2.3 Timing .....	4
2.3.1 During Business Hours .....	4
2.3.2 Outside business hours .....	4
3. Key Portal Personnel .....	5
3.1 Teams .....	6
3.1.1 Executive Management Team (EMT) .....	6
3.1.2 Project Management Team (PMT) .....	6
3.1.3 IT Technical Services (IT) .....	6
4. Critical Applications .....	7
5. Assets .....	7
5.1 System Locations .....	7
5.2 Portal Servers .....	8
5.2.1 Portal Server Overview .....	8
5.2.2 Backup and Restoration .....	8
5.2.3 Portal Server List .....	9
5.3 Web Applications .....	10
5.3.1 Web Application Server Overview .....	10
5.3.2 Backup and Restoration .....	10
5.3.3 Databases .....	10
5.4 BMV Co-location Hosting for myBMV Web application .....	11
5.4.1 BMV Server Overview .....	11
5.4.2 Backup and Restoration .....	11

5.4.3 BMVServer List .....	12
5.5 Alternate Data Center .....	12
5.6 Alternate Telecommunications Services .....	13
6. System Recovery Phases .....	13
6.1 Activation and Notification Phase .....	13
6.2 Recovery Phase .....	13
6.3 Reconstitution .....	13
7. Activation and Notification .....	14
7.1 Activation Criteria and Procedure .....	14
7.2 Notification .....	14
7.3 Outage Assessment .....	15
7.3.1 Outage Cause .....	15
8. Recovery .....	16
8.1 Sequence of Recovery Activities .....	16
8.2 Recovery Procedures .....	16
8.3 Recovery Escalation Notices/Awareness.....	16
9. Reconstitution.....	17
9.1 Validation Data Testing .....	17
9.2 Validation Functionality Testing .....	17
9.3 Recovery Declaration .....	17
9.4 Cleanup .....	17
9.5 Data Backup.....	17
9.6 Event Documentation .....	18
9.7 Deactivation .....	18
10. References .....	19
Appendix A Tyler Indiana Organizational Chart.....	20
Appendix B Emergency Contacts .....	26
B. 1 Numbers for First Responder Agencies, Utility Companies, Vendors, Partners	
26	
Appendix C Server Listing .....	27
Appendix D Application Listing .....	40


Appendix E	External IP Addresses.....	48
E. 1	References .....	48
Appendix F	Systems Not Fully Managed by TI.....	49
F. 1	NIC USA Payment Processing Systems.....	49
F. 2	Squiz Content Management System.....	50
F. 3	Third Party Applications .....	51
Appendix G	Backup and Recovery Procedures .....	52
G. 1	Backup Procedure Creation for Automated Backups.....	52
G. 2	Backup Procedure (Manual Backup).....	59
G. 3	Restore Procedure.....	60
G. 4	Data and Functionality Testing .....	69
G.4.1	Sign-On Functionality .....	69
G.4.2	Link Functionality .....	69
G.4.3	Forms Functionality.....	69
G. 5	Full QA Testing Checklist.....	70
G. 6	High-Value QA Testing Only .....	72
G. 7	References .....	74
Appendix H	Database Assets .....	75





































































Ty

